




## Montageanleitung inkrementale Drehgeber, WDGP

Assembly instructions for encoder WDGP; instrucciones de montaje encoder WDGP;


istruzioni di montaggio encoder WDGP; instrucciones de montaje codificador WDGP.

	WDGP ( <b>Stecker</b> , connector, connecteur, conector, spina): -40 °C ... +85 °C (-40 °F ... +185 °F)		-30 °C...+80 °C (-22 °F...+176 °F)
	WDGP ( <b>Kabel</b> , cable, Câble, Cable, cavo): -20 °C ... +80 °C (-4 °F ... +176 °F)		

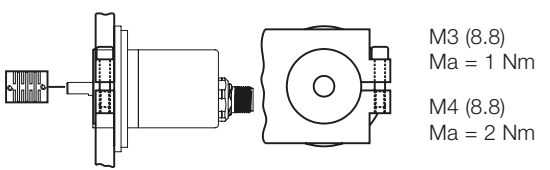
**Montage nur qualifiziertes Personal.** Assembly only qualified personnel, Montage par qualifié personnel, Montaggio solo personale qualificato, Montaje solamente personal cualificado.

**Sicherheitsmassnahmen/Safety instructions:** Einsatz nur in Industrieumgebung und NICHT im sicherheitsrelevanten Bereich. Only for use in industrial environments and NOT for safety-relevant areas. Utilisation uniquement dans un environnement industriel et PAS dans un domaine lié à la sécurité. Utilicelo sólo en entornos industriales y NO en áreas relevantes para la seguridad. Utilizzare solo in ambienti industriali e NON in aree riguardanti la sicurezza.

**Power supply: Class 2/LPS only**



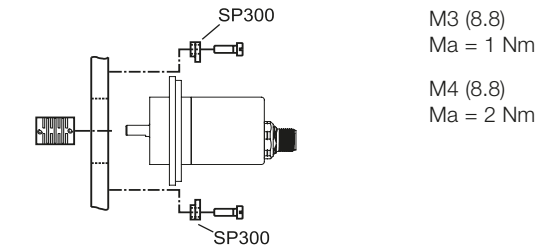
WDGP36K  
WDGP58B



M3 (8.8)  
Ma = 1 Nm

M4 (8.8)  
Ma = 2 Nm

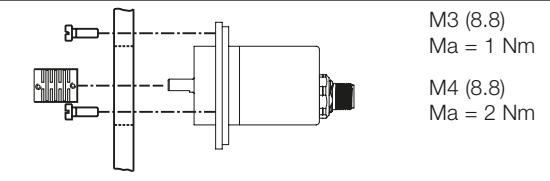
WDGP36A  
WDGP36J  
WDGP58A  
WDGP58B



M3 (8.8)  
Ma = 1 Nm

M4 (8.8)  
Ma = 2 Nm

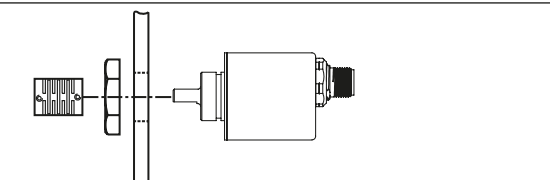
WDGP36A  
WDGP36J  
WDGP36K  
WDGP58A  
WDGP58B






M3 (8.8)  
Ma = 1 Nm

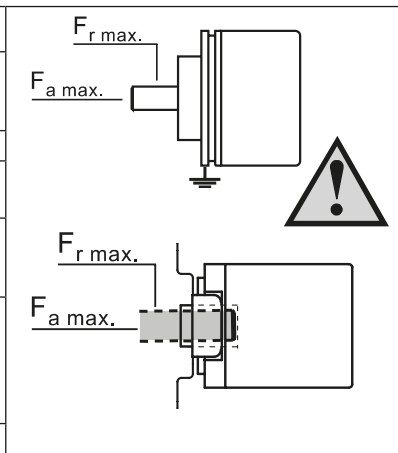
M4 (8.8)  
Ma = 2 Nm

WDGP36S



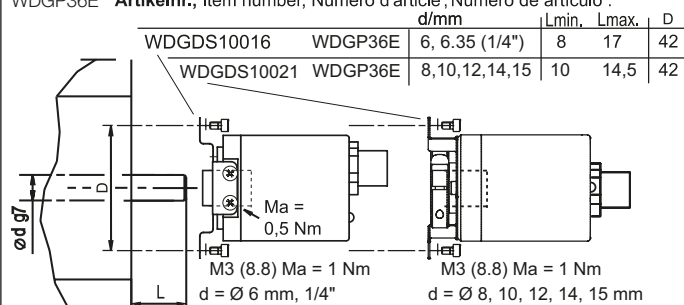
	SB5/SC5	SB8/SC8	SB12/SC12
<b>Steckerpin</b> , Plug pin, Connecteur points, Spinotto, Pin conector			
Schaltung, Circuit, Connexion, Circuito	N11, N12	M11, M12	M13, M14
GND	3	1	3
+UB	1	2	1
A	4	3	4
B	2	4	6
N	5	5	8
SET	-	-	5
A inv.	-	6	9
B inv.	-	7	7
N inv.	-	8	10

Standard	F <sub>r</sub> max.	F <sub>a</sub> max.
WDGP36A/E Ø 6 mm	80 N	50 N
Ø 8 mm	50 N	50 N
WDGP36J	300 N	300 N
WDGP36K/S Ø 6 mm	80 N	50 N
WDGP58A Ø 6 mm	125 N	120 N
Ø 10 mm	220 N	120 N
WDGP58B Ø 6 mm	125 N	120 N
Ø 8 mm	125 N	120 N
Ø 9.525mm	220 N	120 N
Ø 10 mm	220 N	120 N
WDGP58E	80 N	50 N



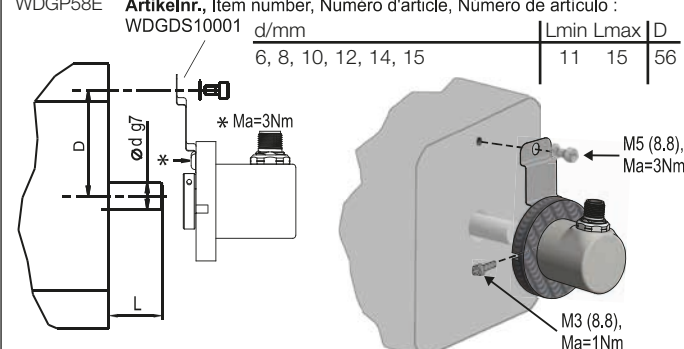
WDGP36E **Artikelnr.**, Item number, Numéro d'article, Número de artículo :

	d/mm	L <sub>min</sub>	L <sub>max</sub>	D
WDGDS10016	WDGP36E	6, 6.35 (1/4")	8 17	42
WDGDS10021	WDGP36E	8, 10, 12, 14, 15	10 14,5	42



WDGP58E **Artikelnr.**, Item number, Numéro d'article, Número de artículo :

WDGDS10001	d/mm	L <sub>min</sub>	L <sub>max</sub>	D
	6, 8, 10, 12, 14, 15	11	15	56



Kabel, cable, Câble, Cable, cavo	K1, L2, L3			
Schaltung, Circuit, Connexion, Circuito	N11, N12	N13, N14	M11, M12	M13, M14
+UB	BN	BN	BN	BN
GND	WH	WH	WH	WH
A	GN	GN	GN	GN
B	YE	YE	YE	YE
N	GY	GY	GY	GY
SET	-	PK	-	PK
A inv.	-	-	RD	RD
B inv.	-	-	BK	BK
N inv.	-	-	VT	VT
Schirm, Shield, Ecran, Pantalla, Schermo	Schirm	Schirm	Schirm	Schirm

